

technophar


A ROQUETTE COMPANY

Continuous Drying System

CDS Models



- ✓ COMPLETE DRYING SOLUTIONS FOR HIGH VOLUME
ENCAPSULATION MACHINES
- ✓ IMPROVE OPERATIONAL COSTS
- ✓ MAXIMIZE OUTPUT WITH UP TO 100KG CAPACITY
- ✓ EASY TO CLEAN & SEAMLESS CHANGEOVER
- ✓ MEETS GMP STANDARDS



Continuous Dryers

CDS Model

Technophar provides complete drying solutions for high-volume soft gel encapsulation machines. With a maximum output of 100kg, our machines provide even airflow for uniform soft gel capsule drying. With its energy-efficient design, you'll experience easy cleaning and seamless changeover, improving energy efficiency and associated operational/labour costs. Designed to meet GMP standards delivering high-quality results.



CDS Continuous Mobile Drying System features:

- Stainless steel basket with plexi-cover and two fans for room air supply to the product
- Friction-driven basket on 4 rollers
- Separate basket control for on/off, forward/reverse, e-stop and plug connection for power when transferred to drying area
- Unit on castors for easy movement
- Nominal basket speed 19RPM
- Maximum load 100kg (220lbs)

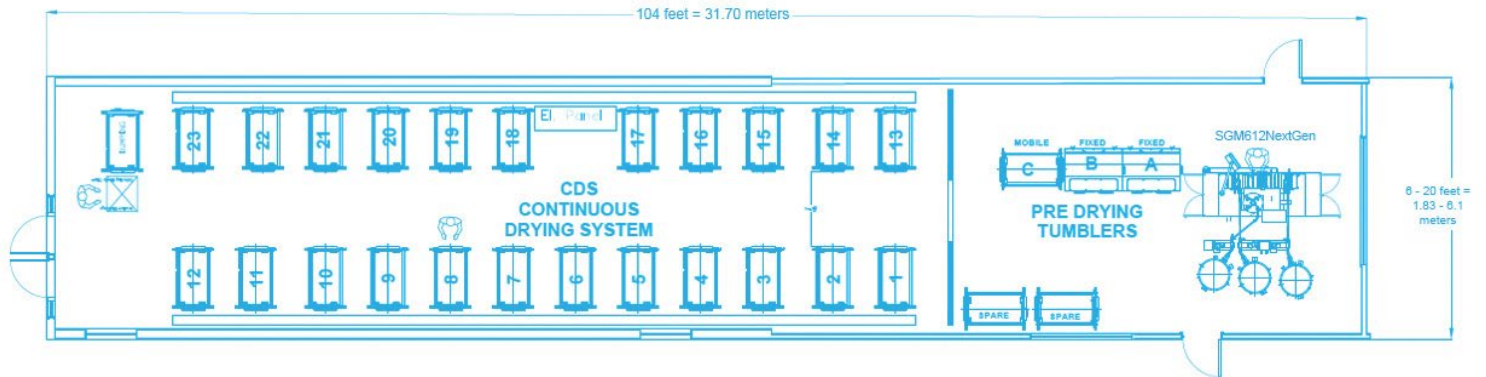
OPTIONAL upon separate request:

- Potentiometer for basket variable speed adjustment

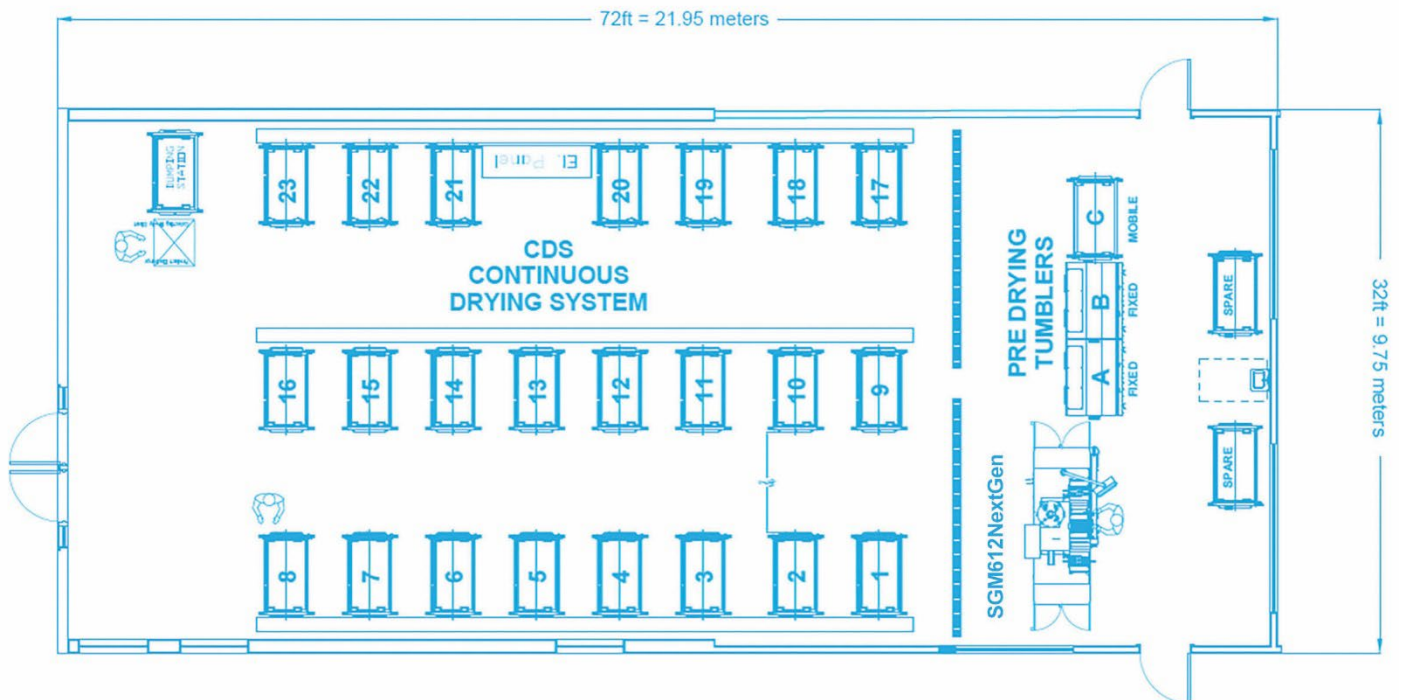


Continuous Dryers

CDS Model



Sample Diagram #1



Sample Diagram #2

Continuous Dryers

CDS Model

Efficient Soft Gel Capsule Drying

A Continuous Drying System (CDS) has been designed to provide finished, dried capsules with minimum product handling using 3 drying zones or stages.



The system consists of:

- 2 Stationary drying units, which are located by the Soft Gel Machine in the encapsulation room;
- Several mobile drying units, which will be moved from the encapsulation room to the drying room once they are filled with capsules;
- The number of mobile drying units can be customized to Soft Gel Machine output and capacity requirements.

Drying Zones

1

Zone 1 - This stage is where product is discharged from the encapsulation machine and is subjected to gentle drying within the stationary units to remove most of the superficial moisture, while firming up the shell for the next zone.

2

Zone 2 - Capsules are transferred from the encapsulation room to the drying room in the mobile units once capacity is reached. This stage is where product undergoes intensive drying, under high air temperature with low air moisture content.

3

Zone 3 - This stage is where product completes the drying process and is cooled to reach an equilibrium with the ambient air temperature.

Continuous Dryers

CDS Model

Single Basket Tumble Dryer

The CDS Model consists of:

- Design helps facilitates ease of use for drying mechanism and soft gels.
- High-efficiency unit, capable of up to 100kg of wet soft gels.
- The basket driving mechanism uses only high-quality transmission toothed belts, eliminating the need for lubrication, thus avoiding contamination.
- GMP construction, using stainless steel for all exposed surfaces of the unit.
- Exposed hardware limited to a minimum for easy cleaning.
- Advanced safety features.

Primary Advantages



Fast Changeover

Easy to handle and clean the mobile unit.



Versatile Air Parameters

Air parameters can be adapted for different product formulations.



System Flexibility

Allows for various configurations, limited only.



Customizable

The number of mobile units can be configured based on various machine sizes and output.



Reduced Contamination Risk

Product isolation in each mobile unit reduces the risk of contamination.

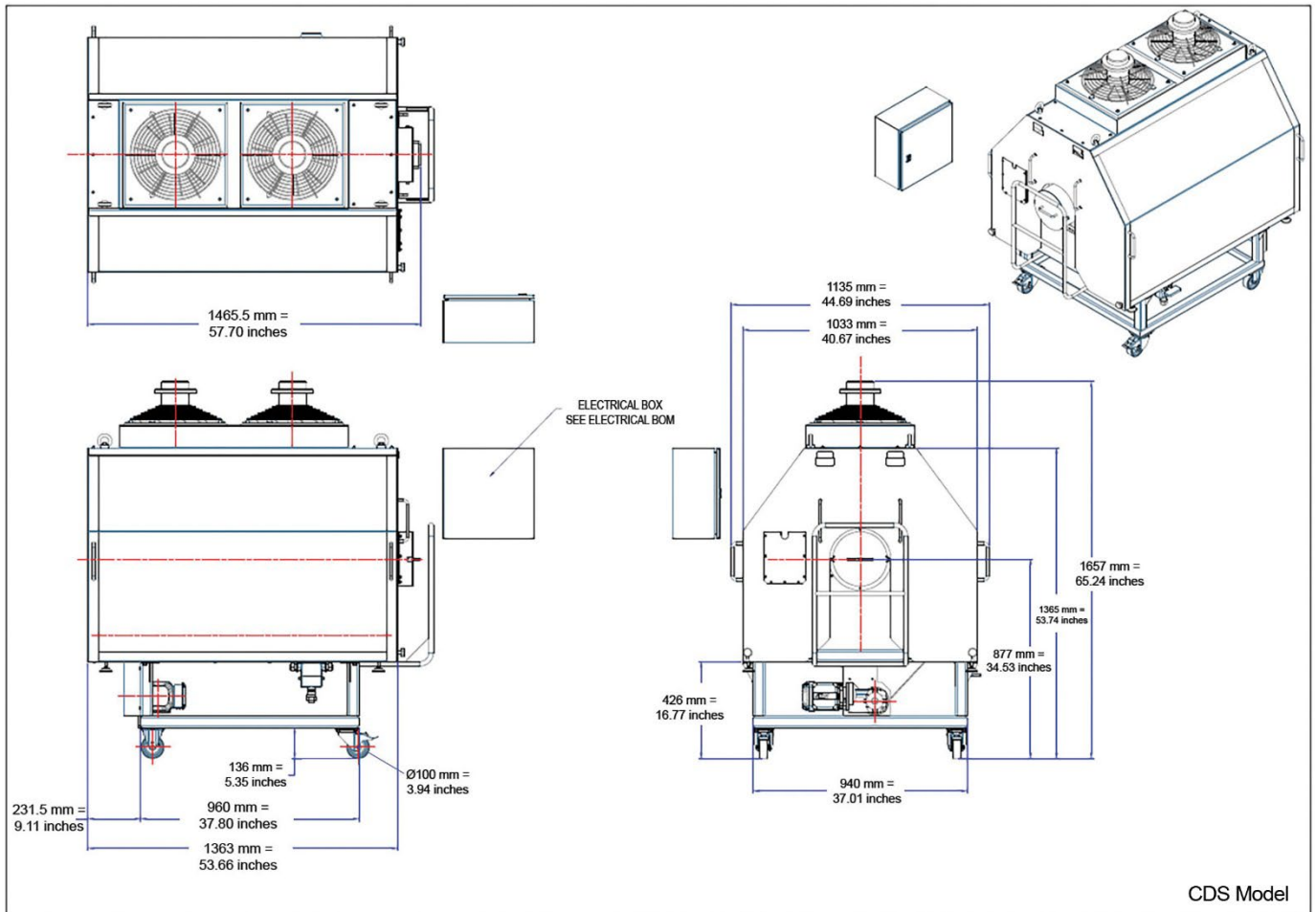


High-Efficiency

All zones are supplied with dry air without exposure to external room conditions.

Continuous Dryers

CDS Model



Model No.		
CDS 60KG	Continuous Dryer – up to 60kg Capacity (for standard Bovine Soft Gels)	
CDS 100KG	Continuous Dryer – up to 100kg Capacity (for standard Bovine Soft Gels)	
Weight		
CDS 100KG	381kg (840lbs.) – Complete Unit 90kg (198lbs.) – Cover	84kg (185 lbs.) – Basket 207kg (456lbs.) – Cart
Specifications		
Dimensions (mm/inches)	1135mmL x 1465.5mmW x 1657mmH x / 44.69” L x 57.70” W x 65.24” H	

TECHNOPHAR

Technophar Global Headquarters

www.technophar.com

Updated: Dec. 2025
Copyright Technophar ©2025